






LINEAR ACTUATORS ORDERING INFORMATION

Instructions: Select a model number from this chart.


1500-Pound Capacity	
LA152 (12VDC)	LA155 (115VAC)

Sample Part Number: **LA152-L-SC-CL-12**

Options	
LA152 (DC)	LA155 (AC)
	
L=Limit Switch	
	L=Limit Switch or P=Potentiometer and Limit Switch
C=Clutch	

Screw End	
	
CL=Clevis End	TE=Threaded End

Rise	Code
3"	03
6"	06
12"	12
18"	18
24"	24

Mounting Style	
LA152 (DC)	LA155 (AC)
	
SC=Standard Clevis	TM=Trunnion Mount